


4B3.9-G2



S P E C I F I C A T I O N S



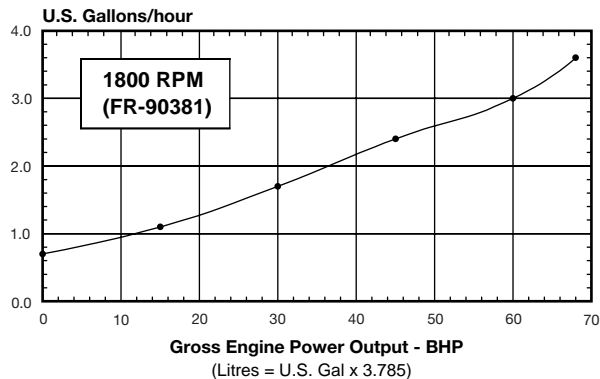
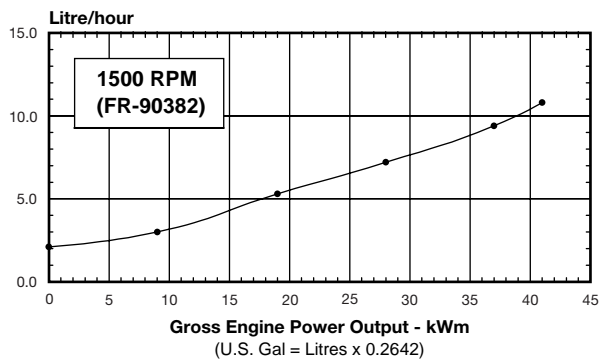
4B3.9-G2

CPL: 1522

Curve: FR-90382 @1500 RPM

Fuel Consumption

FR-90381 @1800 RPM



PERFORMANCE:

Standard Conditions:

Data Shown Above Are Based On:

- Engine operating with fuel system, water pump, lubricating oil pump, air cleaner and exhaust silencer; not included are battery charging alternator, fan and optional driven components.
- Engine operating with diesel fuel corresponding to grade No. 2D per ASTM D975.
- ISO-3046, Part 1, Standard Reference Conditions of: 100 kPa [29.53 in Hg] barometric pressure (110 m [361 ft] altitude), 25 °C [77 °F] air temperature and a relative humidity of 30%.

NOTES:

- Cummins Engine Company recommends that Cummins engines be operated at a minimum load of 30% of their respective Standby Power rating.

SPECIFICATIONS

4-Stroke Cycle, Naturally Aspirated, In-line, 4-Cylinder Diesel Engine

1500 RPM Engine Output

Standby Power Rating	41 kWm*	[55 BHP]
Prime Power Rating	37 kWm*	[50 BHP]
Continuous Power Rating	30 kWm*	[40 BHP]

1800 RPM Engine Output

Standby Power Rating	51 kWm*	[68 BHP]
Prime Power Rating	45 kWm*	[60 BHP]
Continuous Power Rating	30 kWm*	[40 BHP]

* Refers to gross power available from engine, not generator set.

General Engine Data:

Bore and Stroke	102x120 mm	[4.02x4.72 in.]
Displacement	3.9 L	[239 cu. in.]
Lube System Oil Capacity	10.9 L	[2.9 U.S. gal.]
Coolant Capacity	7.2 L	[1.9 U.S. gal.]
Net Dry Weight with Standard Accessories	308 kg	[680 lb.]

Approx. Overall Dimensions:

Width	593 mm	[23.35 in.]
Length	775 mm	[30.50 in.]
Height	775 mm	[30.50 in.]

RATING GUIDELINES:

Based on ISO8528 and defined in Cummins Power Rating Application Guidelines. Ref: AEB 26.02.

OPERATION at ELEVATED TEMPERATURE and ALTITUDE:

The engine may be operated at:

- 1800 RPM up to: 150 m [500 ft] and 25 °C [77 °F] without power deration.
- 1500 RPM up to: 150 m [500 ft] and 25 °C [77 °F] without power deration.

For sustained operation above these conditions derate by: 3% per 300 m [1,000 ft], 2% per 11 °C [1% per 10 °F], and 1.5% per 10% relative humidity above 30%.

4B3.9-G2



S P E C I F I C A T I O N S

Design Features:

Accessory Drive

Single Poly Vee belt drive for fan, alternator and water pump, with self-tensioning idler for minimum maintenance.

Complete Rebuildability

Cylinder block has multiple rebore capability. Service cylinder sleeves and valve guides are also available.

Cast Iron Skirted Block

With five main bearings for maximum strength and rigidity, low weight and optimum crankshaft support.

Direct Injection Fuel System

For thorough mixing of air and fuel to ensure low fuel consumption; Stanadyne DB4 injection pump features advance mechanism for reliable cold starting.

Filters

Fleetguard spin-on fuel filter and full-flow lubricating oil filter.

Forged Steel, I-Beam Section Connecting Rod

With angle split cap-to-rod interface and capscrew attachment for maximum structural strength and ease of service.

Compact Size

For ease of installation and ready access for routine maintenance.

Emissions Certification:

EPA/CARB: Complies with Mobile Off-Highway standard per ISO 8178 D2 at 1800 RPM rating.

See Exhaust Emissions Data Sheets for further details.

Optional Equipment:

Please contact your local Cummins representative for additional information regarding engine options.

Cummins has always been a pioneer in product improvement. Thus, specifications may change without notice. Illustrations may include optional equipment.

Cummins Engine Company, Inc.
Box 3005
Columbus, IN 47202-3005
U.S.A.

